

7700 & 5400
PATIO DOORS

WINCORE[®]
WINDOWS & DOORS

The way it should be.[™]

Lifetime
Limited
Warranty





DOORS LIKE THESE ARE HARD TO BEAT. IF NOT ALTOGETHER IMPOSSIBLE.

Form and function combine in Wincore® 7700 and 5400 Patio Doors. Not only do they open up living spaces in your home, they also perform like no other. Durable vinyl profiles coupled with advanced energy efficiency translate into high-performance in all climate seasons in all areas of the country. Operating with finger-tip ease, Wincore Patio Doors feature a variety of decorative options to blend with any home style.



* Blinds are not available with grids. Size restrictions apply. Patio Doors with internal blinds do not meet Energy Star requirements.

BETWEEN-THE-GLASS MINI BLINDS*

Internal, hermetically-sealed mini blinds add privacy and security, as well as help you control light and solar heat gain. In addition, they also allow you to enjoy an unobstructed view of the streamlined door frame and interior casing and trim. Because they are located inside the sealed glass unit, the blinds will never need dusting and will not become damaged over time. The blinds raise, lower and tilt. White blinds are standard, and require a 2 week lead time. Additional colors require a 6 week lead time.

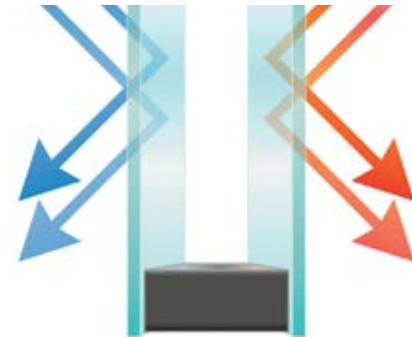
Available Colors From Left to Right

White, Slate Grey, Tan (Wincore Clay),
Espresso, Silver Moon, Sand
(Wincore Tan)



FOOTBOLT

As an added security measure, 7700 and 5400 Patio Doors can be ordered with an optional heavy-duty durable footbolt. These effective vent-stops prevent the door from opening more than three inches while still allowing for partial ventilation.



LOW E GLASS

Wincore® Patio Doors feature standard Low E glass and an Argon gas-filled insulating glass unit. Low E glass helps maintain even temperatures inside the home in all climate conditions.


Lifetime
Limited
Warranty



7700

FEATURES

- 1 Fusion-welded Sash Panels** Keep out air and water.
 - 2 Galvanized Reinforced Steel Sash Profiles** Adds strength and rigidity.
 - 3 Chambered Rails** Reduces thermal exchange and increases insulation values – without adding costly, less recyclable insulating material. *Not shown.*
 - 4 Sound Control** Multiple weatherstripping help block most outside noise.
 - 5 Double-strength Tempered Safety Glass** 1" Insulating glass unit multiplies the overall performance.
 - 6 Fixed & Mobile Panel Rails** Meet and interlock perfectly, making removal from the outside almost impossible.
 - 7 Lower Sill Design** Provides safer entry and exit.
 - 8 Multipoint Steel Locking Mechanism** Galvanized steel reinforcement provides optimum resistance to forced entry. *Not shown.*
 - 9 Smooth / Quiet Operation** Patented dual-tandem nylon wheels on a raised rail protects the wheels from dirt and debris, minimizes friction and makes for a smoother operation. *Not shown.*
- Heavy Duty Aluminum Screen Frame** Reduces binding, creating effortless operation. *Not shown.*



**THE EASIEST DOORS TO
OPERATE IN THEIR CATEGORY.
IF NOT THE WORLD.**

OPERATING FORCE TEST



Try the Wincore® Patio Door Fingertip Test:

Operates with just the tip of your finger!



Standard hardware is color-matched to your door.

STANDARD INTERIOR & EXTERIOR COLORS



White Tan Clay

OPTIONAL FACTORY-APPLIED EXTERIOR COLORS

Standard Bright Brass Handle



Mesa Red Hunter Green Earthtone Brown Bronze

INTERIOR WOODGRAINS*

*White, Tan, Clay or Factory-applied Color Exteriors
Standard Bright Brass Handle*



White Oak Cherry Dark Oak Light Oak Maple

GRIDS



Choose from several patterns to enhance and complement interior rooms.



Colonial Prairie Perimeter

STANDARD HANDLES



White Tan Clay

OPTIONAL PLATED HANDLES



Satin Nickel Brass Bronze Antique Brass

PRIVACY GLASS



Obscure Rain


TINTED GLASS



Grey Bronze

CONFIGURATIONS

7700 Patio Doors are available in 2-, 3- or 4-panel configurations in standard and custom sizes. Sidelites and transoms also available.

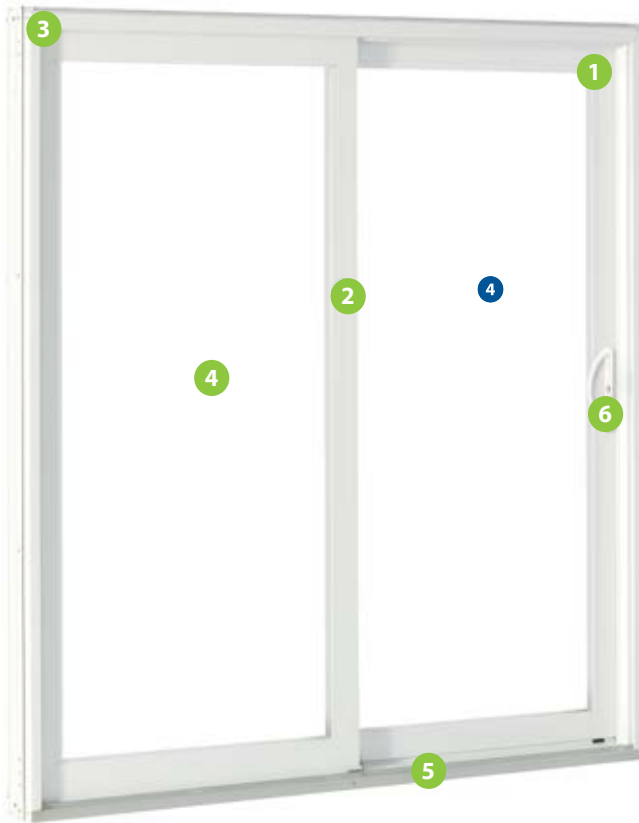



* Any Tan or Clay Doors, Sidelites, and Transoms that are ordered with any woodgrain laminate will be painted Tan or Clay on the exterior.

5400

CONFIGURATIONS

5400 Patio Doors are available in 2-panel configurations. Sidelites and transoms also available.



FEATURES

- 1 **Fusion-welded Sash Panels** Airtight mitered corners efficiently keep air and water from infiltrating the home.
- 2 **Galvanized Reinforced Steel Sash Profiles** 12-gauge steel helps create a strong and resilient unit.
- 3 **Chambered Profiles** Honeycomb chambers throughout the vinyl act as pockets of insulation to increase thermal efficiency.
- 4 **Double-strength 3/4" Tempered Insulating Glass Unit** Strength and overall performance is multiplied.
- 5 **Vinyl Threshold** Easy to clean and maintain.
- 6 **Multi-Point Lock** Secures door at multiple points with one handle.

Steel Lock & Striker Provides long-lasting performance. *Not shown.*

Easy Operation Patented, dual-tandem nylon wheels on a raised rail protects the wheels from dirt and debris and minimizes friction. *Not shown.*

Aluminum Screen Frame Heavy duty design to reduce binding and maintain effortless operation. *Not shown.*

STANDARD HANDLES



White Tan Clay

OPTIONAL HANDLES



Satin Nickel Brass Bronze Antique Brass

INTERIOR & EXTERIOR COLORS



White Tan Clay

GRIDS



Colonial Prairie Perimeter

TINTED GLASS



Grey Bronze

PRIVACY GLASS



Obscure Rain





Behold the power of collective thinking.

In this business, everyone knows that great people working together end up providing great windows and doors. That's why when we set out to design and build the best windows and doors in the industry, we focused on people first. People with advanced technical knowledge. People that know how to do things right the first time. But most importantly, people who realize that integrity and trust are not simply words, but a way of life. With more than 200 years of combined experience under our belts, you can clearly see our promise of quality and innovation in every window and door we make. Not to mention how we go about making them. To us, it's about creating an environment that brings out the best in everyone, and accepts nothing less. It's about doing things the way they should be done, not necessarily the way they've always been done. It's about giving back to our communities and the things that matter most. And it's about family – ours, as well as yours. At Wincore®, our philosophy is simple. It's not about being the biggest. It's about being the best. Because to us, that's the way it should be.

WINCORE
WINDOWS & DOORS

The way it should be.™

250 Staunton Turnpike, Parkersburg, WV 26104

1-866-WINCORE www.wincorewindows.com



Wincore® Windows & Doors is proud
to support breast cancer research.
Full details available at wincorewindows.com

The information is correct at the time of printing. Changes to the product(s) may have occurred since time of printing. Not all product styles and/or options are available in all areas, so please consult your representative prior to purchasing. Wincore® is a registered trademark and The way it should be.™ is a trademark of Wincore Window Company, LLC. Tough Enough to Wear Pink is a licensed trademark of Terry Wheatley and is used by permission. Intercept® is a registered trademark of PPG Industries, Inc. Printed in U.S.A. ©2017 Wincore Windows and Doors. All rights reserved.

Warranty coverage does not extend to problems caused by improper installation. Warranty issues must first be investigated by your installation contractor. See printed warranty brochure supplied at installation for complete details or visit www.wincorewindows.com.